

Guide for the Hungarian Diaspora Scholarship Application

1. Useful links, tips, FAQ on our <https://diasporascholarship.hu/> webpage

First of all, one of the most useful documents is our **Call for Application**. It contains all the relevant information regarding the Hungarian Diaspora Scholarship Programme, the eligibility criteria and the documents to be submitted.

<https://diasporascholarship.hu/apply/call-for-application/>

<https://diasporascholarship.hu/apply-hu/palyazati-felhivas/?lang=hu>

Apart from the Call for Application, on the same page, we have shared with you a „**Dos and don'ts**” short guide about the general points you should follow while preparing to submit your application.

https://diasporascholarship.hu/wp-content/uploads/dosdonts_en.pdf

On the same page you will also find a **checklist of required documents**, which can help you keep in mind what documents you have already collected or you still missing.

https://diasporascholarship.hu/wp-content/uploads/checklist_en.pdf

And last but not least, there is the section called „**FREQUENTLY ASKED QUESTIONS**” where you may find answers to some of your inquiries.

2. The online application system: <https://apply.diasporascholarship.hu/>

If you have already checked our [Call for Application](#) and you have confirmed that according to the **programme's eligibility criteria** you are eligible to apply for the scholarship programme and that your respected [country](#) is part of the scholarship programme then you can already proceed to the next step, which is the **online application**.

IMPORTANT NOTE FOR DUAL CITIZENS!

In case you have dual citizenship both passports'/ID cards' scanned copy is required. If one of your citizenships is Hungarian, then please in the online application form in “**Profile**” section in the “**Citizenship**” field write your foreign citizenship, not the Hungarian. For example, if you hold a Canadian-Hungarian citizenship, please fill the fields in the following way:

Citizenship *

Double citizenship

You have already registered in the online application system and created a new application for the 2021/22 academic year.

The list of all of the required documents can be found in the [Call for Application](#), **3.2.1. Basic Application Documents** paragraph.

There are two main parts of the online application:

- filling out basic information about yourself, your previous education, your activities, choosing the study programme and the university you wish to attend etc.
- uploading the required documents in „Task” section or in „Documents” section

All of the required documents are very important documents to upload. However, there are two documents which especially need your attention.

- **the motivation letter in which you are required to indicate your link between you and your Hungarian diaspora community**

Motivation Letter	<ul style="list-style-type: none"> - minimum 1 page, typed in Times New Roman 12 point letters - written in the language of the selected study programme, in English or in Hungarian - the motivation letter will be evaluated on the following criteria: <ul style="list-style-type: none"> o Link between the motivation letter and the recommendation letter, the recommendation letter has to confirm the facts written in the motivation letter. o Applicant convincingly describes his/her professional choice. o Demonstrated work for the Hungarian diaspora community of the applicant. o Demonstrated activity on field of Hungarian culture, art, science or on other field. o Applicant convincingly demonstrates that after his/her studies in Hungary he/she contributes to the strengthening of the Hungarian identity of his/her diaspora community. o Applicant convincingly demonstrates that after his/her studies in Hungary he/she contributes to the strengthening of the relationship between Hungary and the diaspora community of a foreign country 	all applicants
--------------------------	--	----------------

- **the recommendation letter from your Diaspora Organization or the Hungarian Diplomatic Representation of your respective territory**
- **Please indicate your actual name of your Diaspora Organization (which issues you the recommendation letter) by filling out the following field in the online application system:**

Name of the recommending organisation *

<p>Recommendation letter from a Diaspora Organisation or the Hungarian Diplomatic Representation of the respective territory</p>	<ul style="list-style-type: none"> - minimum 1 page, typed in Times New Roman 12 point letters - the recommendation letter has to be issued by a Hungarian diaspora organisation or the Hungarian Diplomatic Representation of the respective territory, it must declare that the applicant has a real connection to the diaspora of his/her country/town and his/her studies will contribute to the prosperity of the community. - A recommendation letter must meet the following criteria: <ul style="list-style-type: none"> • contains Applicant’s personal data (full name, country of his/her residence, date and location of birth) – if the country of residence does not correspond to the country from which the recommendation comes, an explanation is required in the recommendation letter on how the applicant relates to the country issuing the recommendation, • it supports what is written in the Applicant’s motivation letter, • the official signature of the authorized representative of the organisation, • it contains the name and capacity in printed form of the authorized representative of the organisation, • Applicant is linked to the country in which the organization issuing the recommendation is established, • it contains the date of issue. 	<p>all applicants</p>
---	---	-----------------------

For the recommendation letters please contact your local Diaspora Organization, which you are part/member of or please check our webpage for contact details of the countries representative delegation.

<https://diasporascholarship.hu/programme-countries/>

3. Missing documents and the „Task” section

During the application process, you should always click on the "**Tasks**" section, located on the green column on the left side of the page to see a checklist of tasks you have to complete during the application process.

You can click on each item on this list to see more details about the task.

Please make sure you follow the instructions, all necessary information you need to complete your application is provided to you there.


The following missing documents **can be submitted after the application deadline**, but no later than **1 August 2021**:

School certificates and their translations, Certificate of language proficiency, Copy of Identification Document, Medical Certificate.

In case of missing any of them from the above mentioned, a **declaration** must contain the reason of the absence of the document/s and the formal statement about the fact, that the applicant will upload the missing document/s till the deadline; **1st of August**.

If you have uploaded the declaration about all the missing document/s you have, you may still



have a yellow exclamation mark (!)  indicating a „Follow up“.


Do no worry about it, it only reminds you that you will have to upload the missing document/s later in case you get selected.


In case your uploaded document was already in English you may click on the „I have uploaded the original and the translation“ and the follow up sign will not appear.

Please, also know, that there are basic requirements about the documents you **cannot** upload later.

For example you have to upload your **transcripts, motivation letters, recommendation letter from a Diaspora Organisation or the Hungarian Diplomatic Representation of the respective territory**, now, till the deadline, we **cannot** accept declarations about those.

The PhD candidates have to upload their **Letters of Recommendation and Statement of the Supervisor** (latter if by the Host Institution required) and their **Research Plan/s** now as well, no declarations can be written about those either.

In case you have a red  sign, it means your application is blocked and you cannot submit it.

If the red  sign indicates a document, that you can upload later, then you have to write a declaration, upload it to the online application surface and

click on  , tick 'I have uploaded my original documents' and save it.

After it you will be able to submit your application

4. Checking and Finalizing your application

Please check that you have filled out all of the compulsory fields marked with a **red star** and that you have uploaded all of the required documents and a **declaration** if you have a missing document and **submit** your application until the deadline.

The application deadline: 31st of January 2021, 23:59 (Central European Time)

IMPORTANT NOTES!

- We kindly advise you to **„Save”** your application frequently and press the **„Submit”** button only if you feel like you have filled out all of the fields and uploaded the right and relevant documents.
- **„Save”** does not mean **„Submitted”**. Please make sure to submit your application until the above mentioned deadline.
- If during the application process you have submitted your application, but you wish to edit it until the deadline, then you can do so by **„Re-opening”** your application. **However, after editing it, please make sure to „Resubmit” as well.**

+ 1 Contact us

Please feel free to [contact us](#) anytime you feel like you need support during the application process, we will be more than happy to give you guidance.



diasporascholarship@tpf.hu



INFOLINE

+36 1 236 5045 Mon-Thu: 8:30-17:00 (CET), Friday: 8:30-14:30 (CET)



Diaspora Scholarship